

**HIGH SPEED WITH  
EXCEPTIONAL PRECISION**



**DESIGNED TO INCREASE  
YOUR PRODUCTIVITY  
AND PAYLOAD**



**THE KENNIS CONCEPT - MAXIMIZE THE HAULAGE PAYLOAD AND INCREASE YOUR PRODUCTIVITY.**

## **GET THE ROLLOADER ADVANTAGE**

Time-management and organizational abilities today require transport solutions to be innovative and efficient. Transport on the road is wholly dependent on the services of skilled and motivated drivers. With the cost of fuel and labour increasing Kennis Rolloader Cranes offers the most cost effective robust loading solution for trailers today. This concept which was invented in the late 60's started in Holland, has proven to increase productivity and efficiency for fleet owners. Today Kennis cranes are widely used by the haulage and construction Industries, for a wide variety of loads such as bricks, road barriers, wall panels, kerbstones, timber, prestressed concrete floor panel slabs. Kennis cranes are also used for applications in the rail, heavy equipment and glass industries.

## **WHAT CAN KENNIS ROLLOADER CRANES DO FOR YOU?**

Kennis cranes are specifically designed for heavy load/ unloading needs that is demanded for the short haulage transportation in the construction industry.



Brick & Block  
Handling



Concrete Floor  
Handling



Road Barrier  
Handling



- **FAST OPERATION**
- **LONGER USEFUL LIFE**
- **EFFICIENT, SIMPLER & SAFER FOR USERS.**
- **IMPROVED DRIVING CONDITION**
- **MAXIMUM PAYLOAD**

Over the years fleet owner that used different transportation and lifting system preferred and moved to the more efficient Kennis Roll loader concept. The key metric is payload transported/ km in the haulage industry, where Kennis Rolloader cranes excels in the most effective way boosting productivity by 60 per cent when compared to regular fixed cranes.

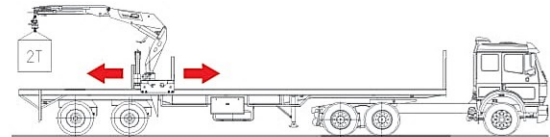
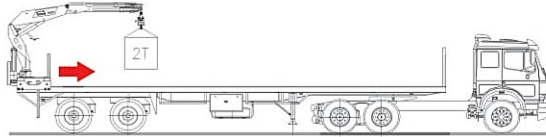


- **QUICK LOADING AND UNLOADING.**
- **ERGONOMIC AND PRECISE CONTROL OF THE CRANE'S MOVEMENT FOR ACCURATE PLACING OF THE LOAD.**
- **HIGH PERFORMANCE AND HIGH PRECISION MOVEMENT.**
- **MAXIMUM PRODUCTIVITY AND ABILITY TO HANDLE VARIETY OF LOADS.**
- **EXCELLENT VIEW WITH TOP SEAT FOR LOADING / UNLOADING.**
- **GREATER LOAD HANDLING AND WORKING AREA .**
- **EFFICIENT POWER WITH VARIABLE FLOW HYDRAULIC SYSTEM.**
- **EXTRAORDINARY VERSATILE ATTACHMENT OPTIONS USING HIGH TENSILE STEEL.**
- **MAXIMIZE TRACTION ON TRACTOR REAR AXLE BY REPOSITIONING CRANE ON TRAILER FOR OPTIMUM RIGHT WEIGHT DISTRIBUTION**
- **FLEXIBLE OPERATIONS AS COMBINATION IS EXCHANGEABLE WITH DIFFERENT TRACTORS.**
- **QUICK SERVICE THANKS TO EASY CRANE MOUNTING / DEMOUNTING**



## HIGH LIFTING CAPACITY AND LOW TARE

The complete Kennis Rolloader concept is the combination of a light crane, light attachment and equally important a light trailer. Kennis Rolloader Cranes are made to perform many cycles at high speed and with exceptional precision. With a lightweight, compact design and a short boom, Kennis cranes can do the same heavy job with a lower load moment (capacity) than a heavy rear mounted crane which will require a long boom. The steel structures of crane and crane equipment have been engineered to perform and endure tough heavy duty load cycles making the crane fast, extremely robust and durable while still very safe to operate.

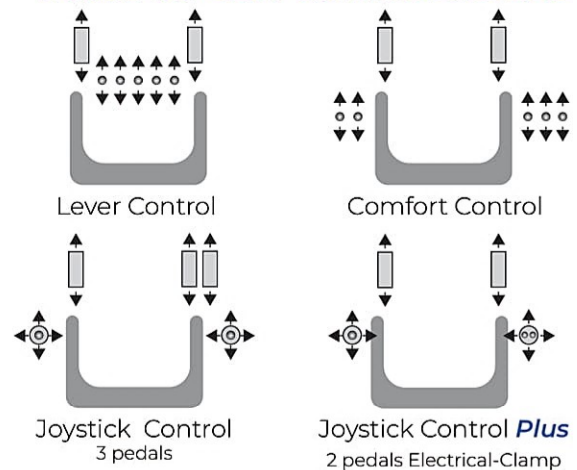


## UNRESTRICTED VIEW FROM ITS ERGONOMIC CONTROL

Heavy work and ergonomics can also go hand-in-hand with Kennis cranes. The top seat is designed to increase safety and efficiency by eliminating any blind spots. Multifunctional hand and foot pedal controls are not only intuitive and precise but also carefully positioned for the comfort of the operator. Protection of the operator under all-weather circumstances, the driver seats can be equipped with a foldable top canopy.

- Better visibility so as to view loading and unloading operations.
- Simple, safe intuitive control.
- Precise and advanced top seat control with levers or four-axis joystick control and foot pedals.
- Ergonomically designed topseat and crane control joysticks improves comfort leading to efficiency, and also increases safety.

### KENNIS TOP SEAT CONTROL SYSTEMS



**RADIO REMOTE CONTROL** : Multifunction radio remote control allows the operator to move 2-3-4 or more functions of the crane simultaneously, and to move freely around the trailer and keep control of the load position.

## ENVIRONMENTALLY FRIENDLY

Trailer weight distribution can be optimized by changing the position of the crane, this improves the drivability.

CO2 emissions, tire wear and fuel consumption can be reduced in combination with a lift axle(s).

- Lower total tare weight so maximum payload is transported.
- Self-propelled crane with its own high performance fuel efficient power unit.
- Variable displacement pump using optimum power resulting in less fuel consumption.





## EFFICIENCY

The main concept of the Kennis Roller cranes is that the operations are more productive. More than any other conventional methods today using a fixed crane. Typically a Kennis crane operator is 60% more productive. No matter what type of load, Kennis Roller crane will always be able to move, and set the load down at the best required position.

- Faster loading cycle speeds
- Load/ Unload independently without the use of any other handling equipment on site.
- The crane operation is closer to the load with a shorter boom maximizing the load capacity
- Self-propelled powered base eliminates the necessity of moving your truck while loading, saving valuable time.
- A precise control of the crane's movement and for accurate placing of the load.
- Easily offload the crane from the trailer

## LONGER USEFUL LIFE

A Kennis crane mounted on the trailer outlasts the useful life far longer than the tractor head truck. Different fleet of tractor heads can also be used for multiple other applications making the operations more flexible as it does not need to have specially fitted hydraulic kits to power the crane.

### R-24



Used for typical applications like road barriers and can be provided with optional hydraulic extendable stabilizer beam with tiltable stabilizer legs.

### HEAVY LIFTER R-30 & R-40



The heavy lifters R-30 and R-40 are available with a reach of up to 12 meters for accurately lifting and placing high demanding applications like Concrete floor panel, sewage pipes, concrete poles e.t.c.

- Continuous slewing
- Hexagonal boom sections
- Twin high performance lift cylinders

HIGH-QUALITY, PERFECTLY COORDINATED KENNIS CRANE ATTACHMENTS AND ACCESSORIES SUPPORT YOU TO ACHIEVE MAXIMUM PERFORMANCE AND PRODUCTIVITY

## KENNIS ROLLOADER CRANE ATTACHMENTS

The success of Kennis crane is enhanced by selecting the correct light weight attachment which is uniquely matched to offer an optimized solution. With a wide range of attachment for multiple applications, Kennis crane attachments have evolved after understanding specific customer needs into a full multi-functional tool that boost their efficiency and productivity.



**GREATER VERSATILITY | MAXIMUM PAYLOAD**  
**HIGH PERFORMANCE | INCREASED PRODUCTIVITY**



BRICK CLAMP



JUNIOR  
POWER HEIGHT  
ADJUSTABLE  
BRICK CLAMP



TWIN  
BRICK CLAMP



POWER  
BRICK CLAMP



PALLET FORK



PREMIUM PLUS  
BRICK CLAMP



CONCRETE FLOOR CLAMP



All Crane Operations can be achieved efficiently with one single operator from the top seat.

Simple, Robust four bar sturdy legs resulting high mechanical efficiency of the structure.

Standard wider foot plates that reduce the pressure and damage on the surface without the need of carrying separate stabilizer plates



## STABLE AND SAFE STABILIZER

The Kennis Crane equipped with completely foldable sturdy pantographic stabilizer legs. These can be extracted and retracted quickly, and are neatly stowed in the lower base of the beam when not in use. Deploying the stabilizers for roller crane is easy for an operator and can quickly be retracted if the crane is rolled across the trailer bed during the operation.

## FIXED RETRACTABLE LEGS

When the use of pantographic legs is hindered or there are space restrictions on site (e.g. lifting road barrier), Kennis cranes can be optionally fitted with tiltable stabilizers (in combination with KSS-02)



## INTELLIGENT STABILITY CONTROL SYSTEMS

**KSS-01:** Ensures that stabilizers are completely deployed on both sides.

**KSS-02:** The optional KSS-02 ensures the widest possible working range allowing the crane to maximize capacity by using an hydraulic / electrical limiting system that monitors the tilt of the trailer.

**KSS-03:** The optional KSS-03 further extends the maximum capacity and working by using a dynamic load moment electronic limitation system that monitors the actual load on and tilt of the trailer. The position of the lifted load is calculated through a continuous electronic feedback against the counter weight of the trailer + payload. This ensures a faster loading and unloading without the use of support legs.



## NEW MODEL **13-RL**

Kennis is constantly innovating to present its customers with the best cranes for their particular applications. The most recent addition to the range is the **13-RL**.

### LOWER WEIGHT

Designed to optimise trailer payload and increase efficiency for all the transport and delivery solutions. More material than ever delivered every day.

### COMPACT DESIGN

Ideally suited to work in restricted spaces and allowing larger loading surface on trailer.

### INNOVATIVE CONTROL STATION

Joystick and pedal controls on the top seat give the operator high visibility over all of the work. Together with load sensing hydraulics and innovative stability controls, allow higher speeds, full control to exploit the crane's safe working range to its fullest extent.

### TOP EFFICIENCY

A new water cooled engine, combined with load sensing hydraulics, reduces fuel consumption, operating noise and low emission.

### INCREASED PAYLOAD

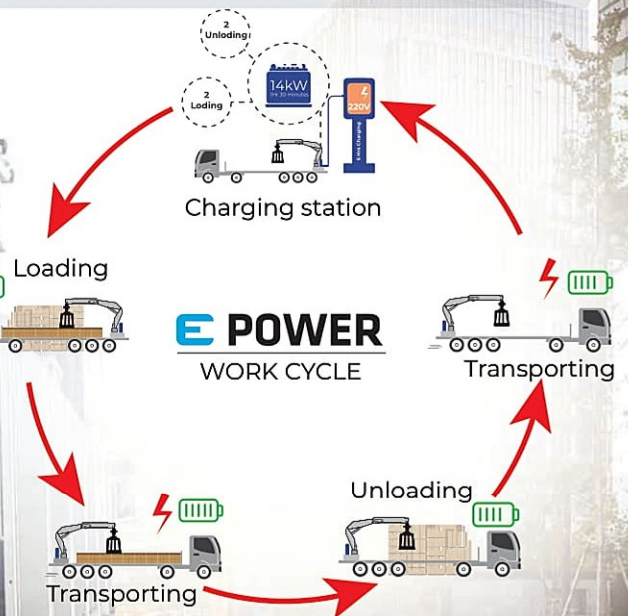
Higher productivity and increased payload per trip. With the reduction of the weight of the boom and the attachment, the new 13-RL lifts 10% more load per cycle.





# E POWER

E-Power helps to meet increasingly demanding environmental regulations, with direct tax benefits for the customers in certain countries. Kennis e-power cranes lead a pioneering role in the field of electrification and are the latest high-performance innovations, maintaining the best advantages in service and payload. .



## BATTERY PACK AND MOTOR

Electric motors used, feature Kennis integrated electric motors (IEM) and batteries with a new generation of power semiconductors, to achieve best in class efficiency.

## CONSTANT TORQUE

Kennis electric motors matches robustness and power by providing the correct torque and constant angular speed to drive the hydraulic pump.

## URBAN USE

The electric crane solution is ideal for urban areas and can be operated when the truck engine is switched off.

## GOING THE EXTRA MILE

Kennis ORRS (On-Road Recharging System). provides energy to recharge service battery from traction battery energy.

## FAST RECHARGE

High capacity battery pack, built to deliver maximum energy, without compromising power performances. Battery Management System (BMS) guarantee efficient thermal management, high battery performance and safety.

## EFFICIENT ENERGY DISTRIBUTION

High voltage power connection provides for the use of shielded cable with high efficient inner core cross section area.

**KENNIS E-POWER  
A NEW THRESHOLD  
IN OUR ENVIRONMENTAL  
COMMITMENT.**



## TECHNICAL DATA

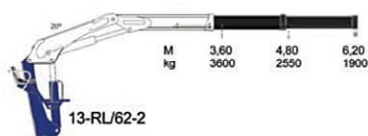
TYPE LIFTING	LIFTING CAPACITY (TM)	HYDRAULIC REACH (M)	FOLDABLE (YES/NO)	SLEWING ANGLE (°)	HEIGHT (MM)	WIDTH (MM)	WEIGHT (KG)	LENGTH FOLDED CRANE (MM)
13-RL/62-2	13	6.2	YES	405	2392	2408	2000	1000
14-R/50-1	14	5.0	YES	400	2530	2550	2900	1082
14-R/60-2	14	6.0	YES	400	2440	2550	3000	1082
14-R/71-3	14	7.1	YES	400	2530	2550	3100	1082
14-R/84-4	14	8.4	YES	400	2570	2550	3200	1082
16-R/60-2	16	6.0	YES	400	2440	2550	3100	1082
16-R/71-3	16	7.1	YES	400	2530	2550	3200	1082
16-R/84-4	16	8.4	YES	400	2570	2550	3300	1082
R-24/74-3	24	7.3	YES	∞	2470	2520	4290	1370
R-24/87-4	24	8.7	YES	∞	2550	2520	4450	1370
R-24/100-3	24	10.0	NO	∞	2300	2400	4500	-
R-24/100-5	24	10.1	YES	∞	2560	2520	4620	1370
R-30/75-3	30	7.5	YES	∞	2480	2550	5400	1590
R-30/87-4	30	8.7	YES	∞	2570	2550	5550	1590
R-30/100-3	30	10.3	NO	∞	2365	2400	5750	-
R-30/120-4	30	12.2	NO	∞	2365	2400	6000	-
R-40/75-3	40	7.4	YES	∞	2480	2520	6140	1590
R-40/87-4	40	8.8	YES	∞	2570	2550	6300	1590
R-40/100-3	40	10.1	NO	∞	2450	2460	6500	-
R-40/120-4	40	12.0	NO	∞	2450	2460	6800	-



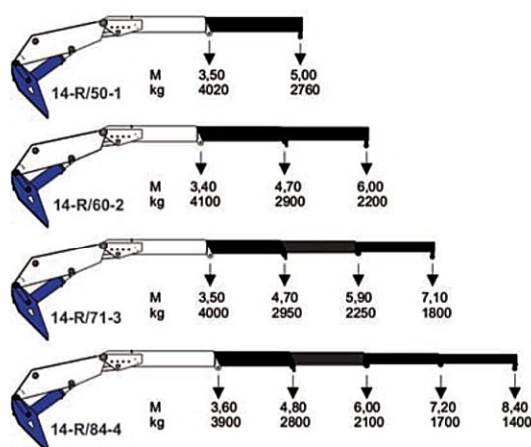


# LOAD DIAGRAMS

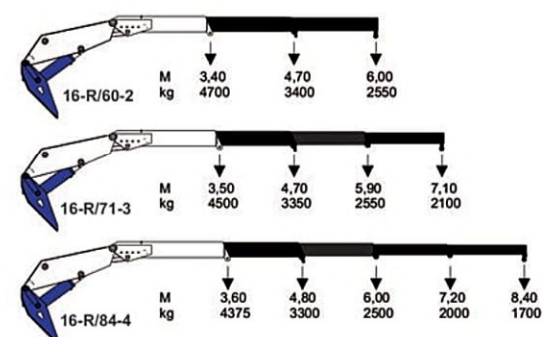
## 13-RL



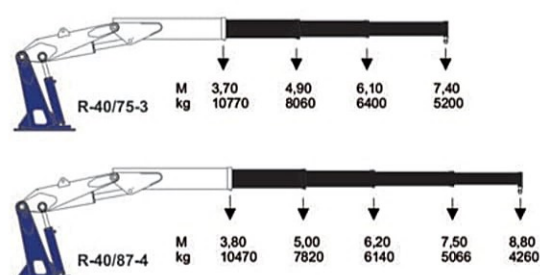
## 14-R



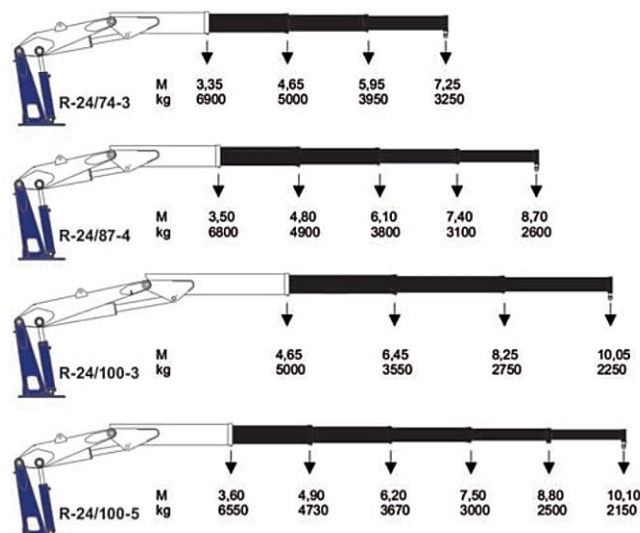
## 16-R



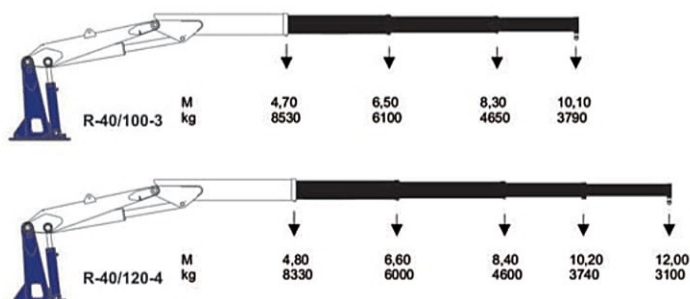
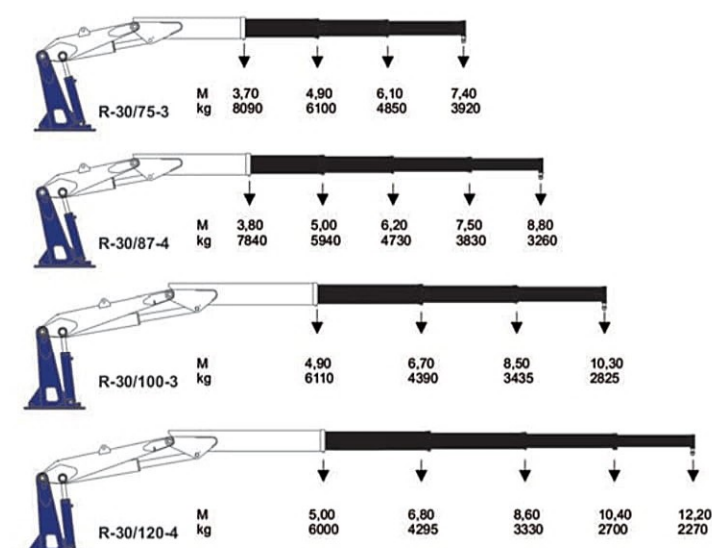
## R-40



## R-24



## R-30





**130 countries**  
**+3,000 employees**  
**25,000 customers**  
**37 subsidiaries**  
**12 production facilities**



**Hyva is a leading provider of innovative and highly efficient transport solutions for commercial vehicles used in transport, construction, mining, materials handling and environmental service industries.**

**Founded in 1979 in the Netherlands, the company has a global presence with 37 fully owned subsidiaries, extraordinary service coverage and 12 manufacturing facilities in Brazil, China, Europe and India.**

**For more information on Hyva, please visit [www.hyva.com](http://www.hyva.com)**

**or follow us on:**



**Hyva Holding B.V.**  
Antonie van Leeuwenhoekweg 37  
2408 AK Alphen aan den Rijn  
The Netherlands  
Telephone: +31 (0)172 - 42 35 55  
Telefax: +31 (0)172 - 42 08 80  
[info@hyva.com](mailto:info@hyva.com)  
[www.hyva.com](http://www.hyva.com)

**Quality and  
environmental certified**



**Michele Franchini 393/9019605**